



YOSHIMURA

RESEARCH&DEVELOPMENT OF AMERICA, INC.

5420 DANIELS STREET STE A, CHINO CALIF. 91710 · (800)634-9166 · (909)628-4722 · FACSIMILE (909)591-2198

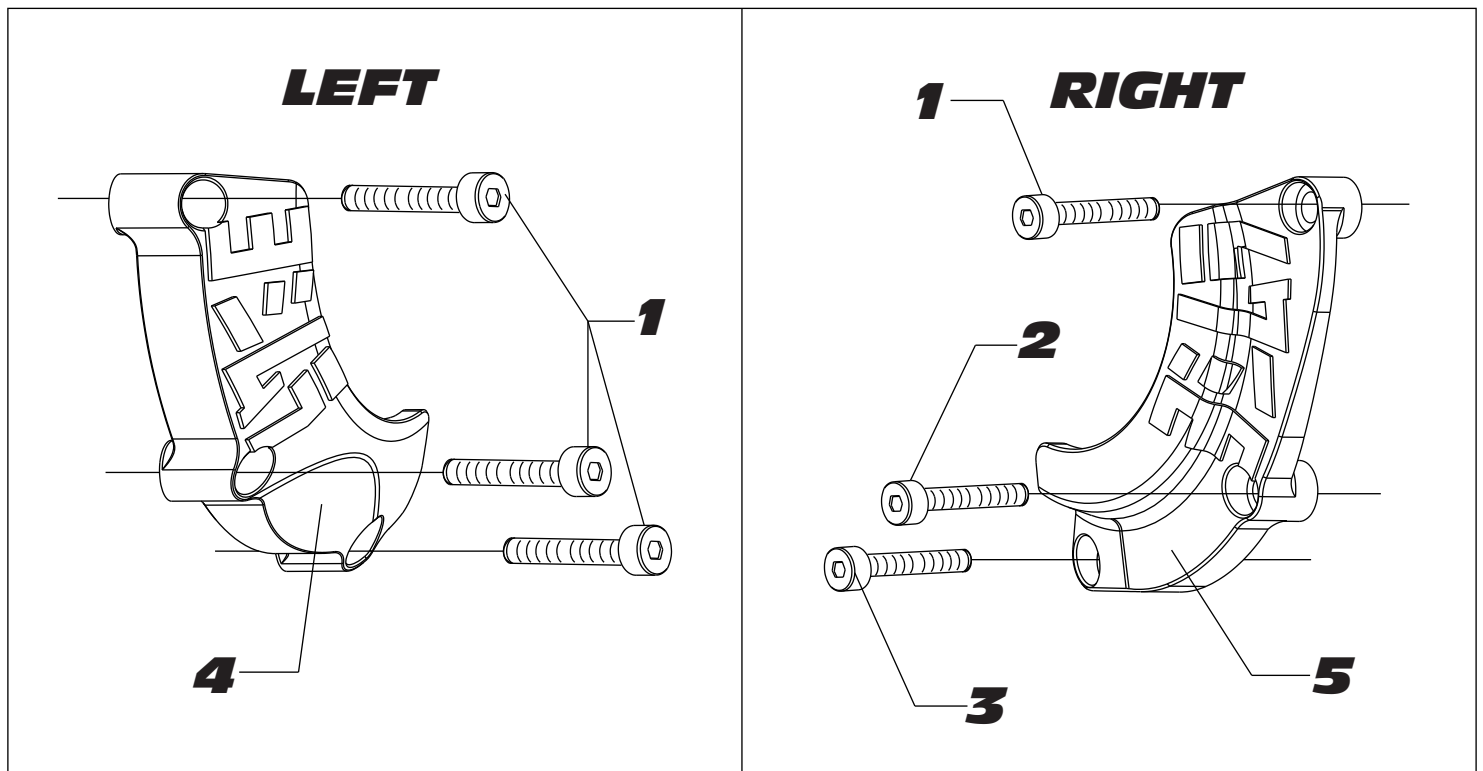
www.yoshimura-rd.com

YOSHIMURA CASE SAVER KIT

SUZUKI
GSXR1000

030HA111800

YOSHIMURA CASE SAVER KIT



Part List:

NO.	DESCRIPTION	QTY	PART #
1	6mm x 35mm Hex Socket Bolt	4	M6X35
2	6mm x 40mm Hex Socket Bolt	1	M6X40
3	6mm x 45mm Hex Socket Bolt	1	M6X45
4	Left Case Saver	1	030HA111800L
5	Right Case Saver	1	030HA111800R
**	Yoshimura Sticker	1	17029

Yoshimura Case Savers are designed to reduce damage to the engine cases in the event of a light or mild crash ONLY. The Case Savers are not designed to prevent damage to the engine cases completely, nor are they designed to prevent damage to fairings or body work.

Note: Read through all instructions before beginning installation be sure to prepare a clean work area. Take necessary safety precautions to ensure a safe working environment. Always use a bike stand whenever available.

Tools Needed:

Metric Socket Set
Ratchet
Metric Allen Socket Set
Torque Wrench

Installation Steps:

1. Remove the three stock left side engine cover bolts. Install Yoshimura left side case saver using the three supplied 6mm x 35mm bolts as shown in Figure 1.

NOTE: DO NOT REMOVE ENGINE COVER.

2. Torque supplied bolts to 1.1 kg-m (8.0 lb-ft).
3. Remove the three right side engine cover bolts. Install Yoshimura right side case saver using the three supplied bolts. (See parts diagram for bolt locations.)

NOTE: DO NOT REMOVE ENGINE COVER.

4. Torque supplied bolts to 1.1 kg-m (8.0 lb-ft).




Fig. 1




Fig. 2